# Комод " ЛОФТ " с 3-я ящиками.

Схема сборки :

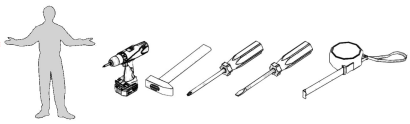

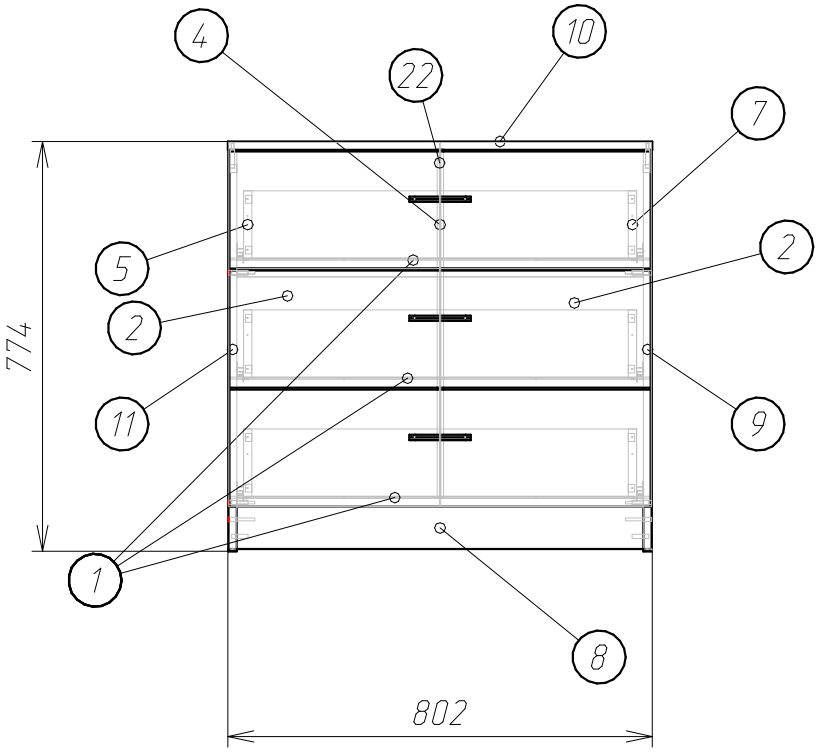


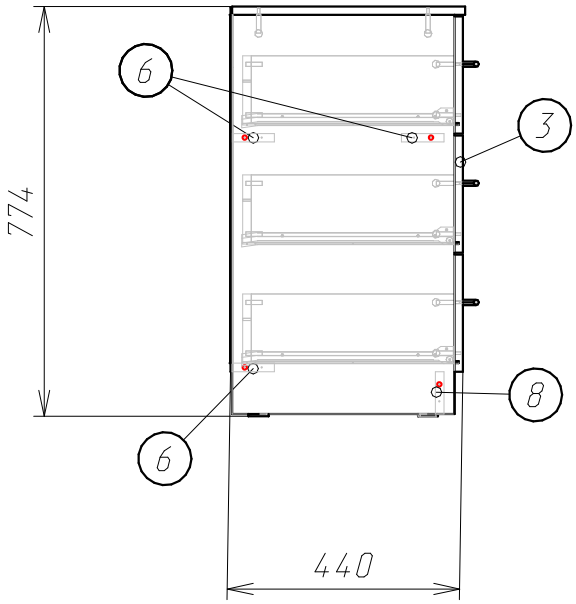




## Деталировка :

| Поз. | Наименование | Кол-во | Длина | Ширина |
|---|---|---|---|---|
| 1 | ДВП дно ящика | 3 | 742 | 408 |
| 2 | ДВП задняя стенка | 2* | 688 | 398 * |
| 3 | Фасад ящика | 3 | 796 | 221 |
| 4 | Задняя панель ящика | 3 | 743 | 128 |
| 5 | Боковина ящика левая | 3 | 384 | 128 |
| 6 | Планка | 3 | 768 | 80 |
| 7 | Боковина ящика правая | 3 | 384 | 128 |
| 8 | Цоколь | 1 | 768 | 80 |
| 9 | Боковина правая | 1 | 754 | 420 |
| 10 | Крышка | 1 | 802 | 440 |
| 11 | Боковина левая | 1 | 754 | 420 |

* - возможна замена

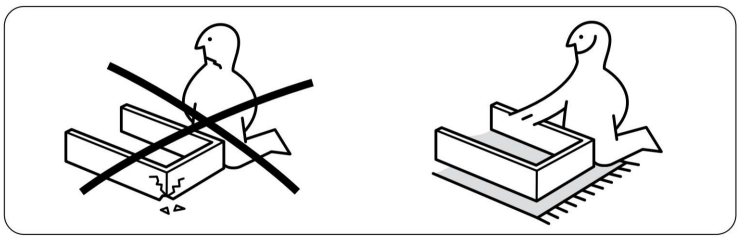

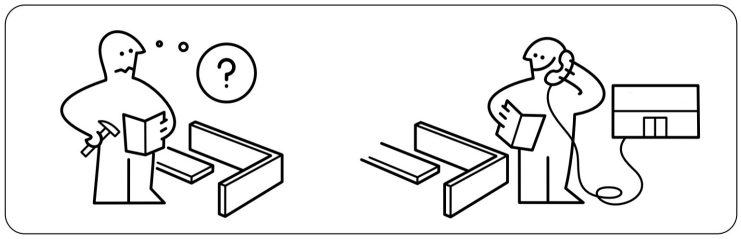

2.

## Фурнитура :

| Поз. | Вид | Наименование | Кол. |
|---|---|---|---|
| | | Заглушка самоклейка | 12 |
| | | Ключ шестигранный | 1 |
| 12 | | Направляющие роликовые<br>№14Б - к боковине и №14я - к ящику. | 3 |
| 13 | 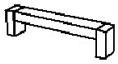 | Ручка С-18 96мм | 3 |
| 14 |  | Стяжка Эксцентриковая (шток+эксцентрик)<br>№14ш -шток и №14э -эксцентрик | 16 |
| 15 | | Подпятник | 4 |
| 16 |  | Евровинт 6,5х50 | 8 |
| 17 |  | Шкант 8х30 | 20 |
| 18 | | Шуруп 4х45 | 6 |
| 20 |  | Гвоздь 1,6х25 | 36 |
| 21 | 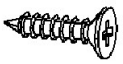 | Шуруп 3,5х16 | 51 |
| 22 | | Соединительная планка (в зависимости от количества задних стенок) | 1 или 2 |
| 23 | | Шуруп 4х30 | 6 |

## Шаг.1

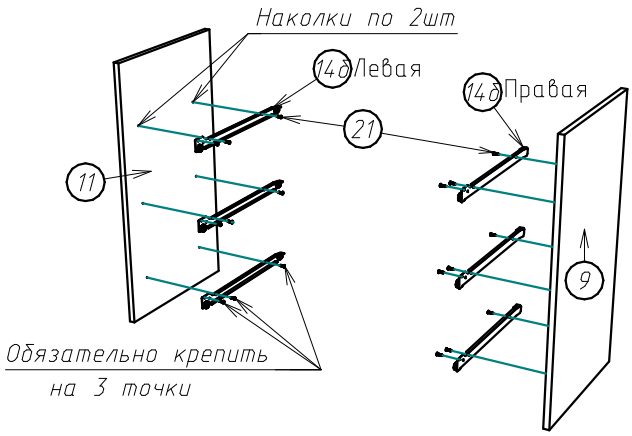


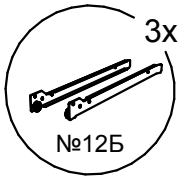


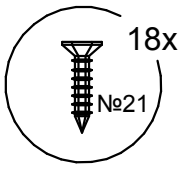


## Установка направляющих :

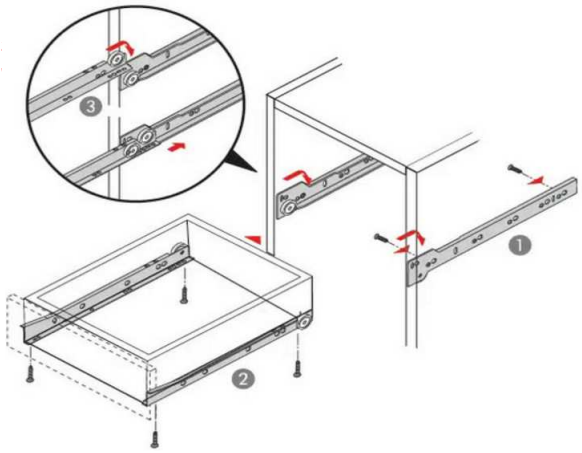


## Шаг.2

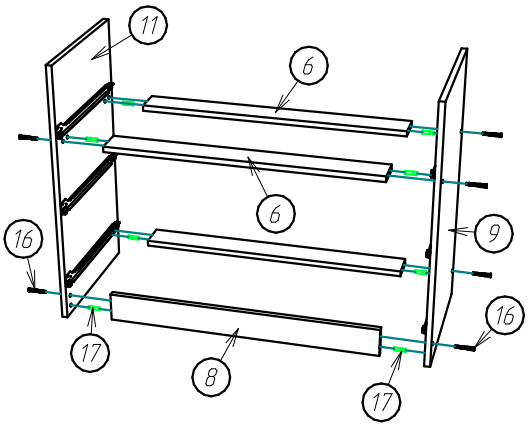


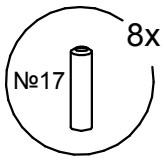


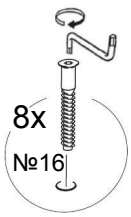


## Шаг.3

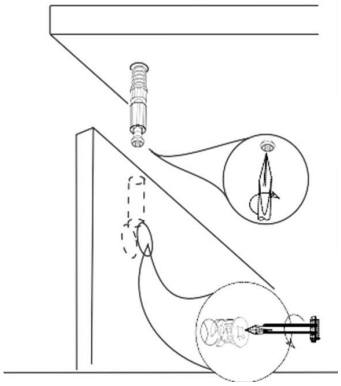

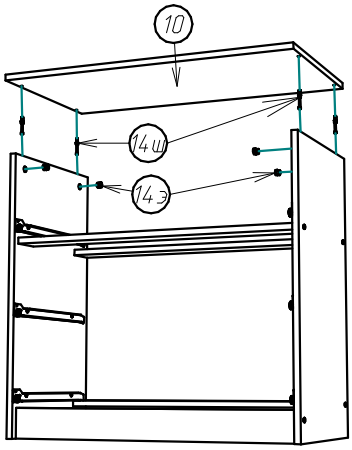

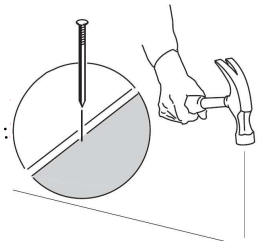

Интервал 90-120мм.

Шаг.4

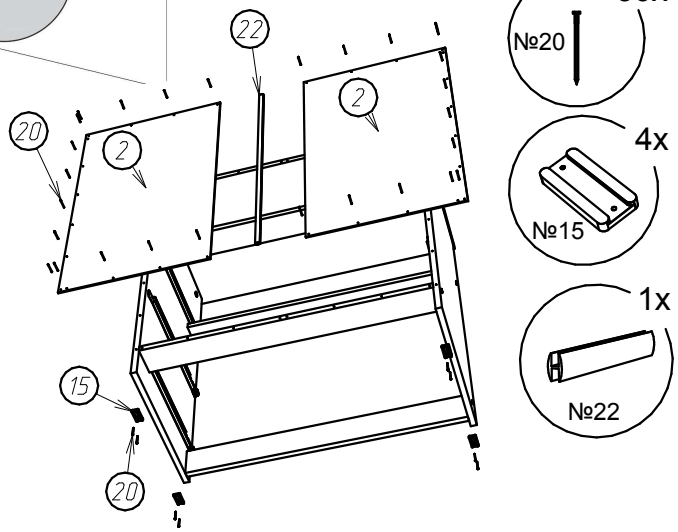


Шаг.5

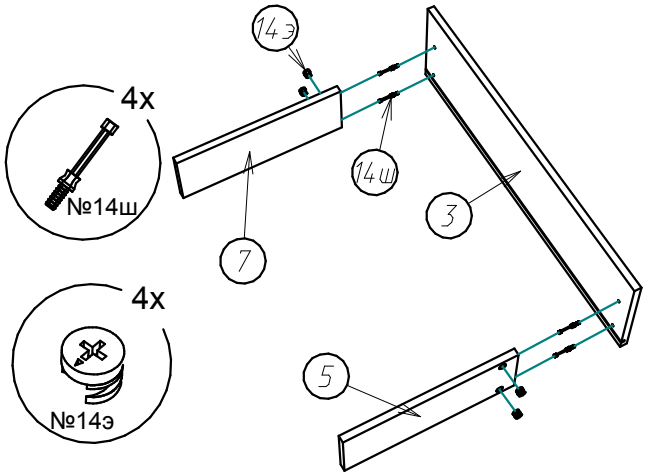


Допускается дет.№2 из 3х кусков ( 688х265мм), соединительных планок №22 тогда 2шт.

Шаг.6

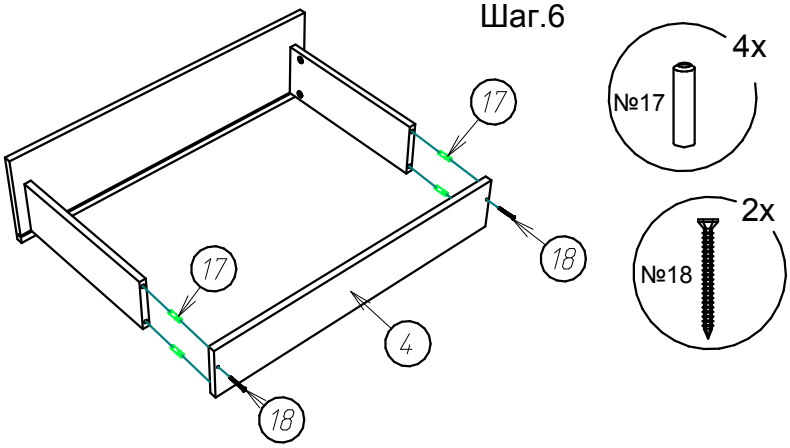


Шаг.7

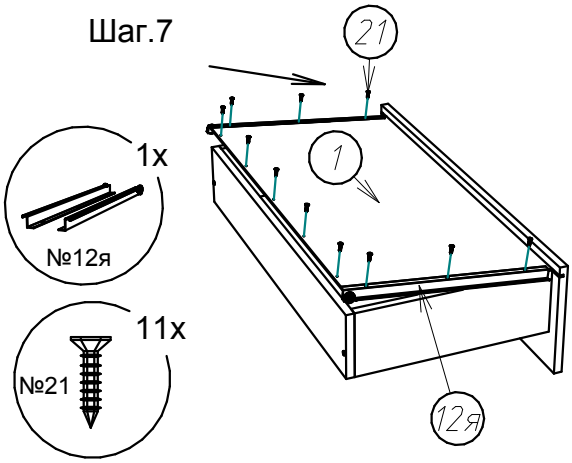


Шаг.8

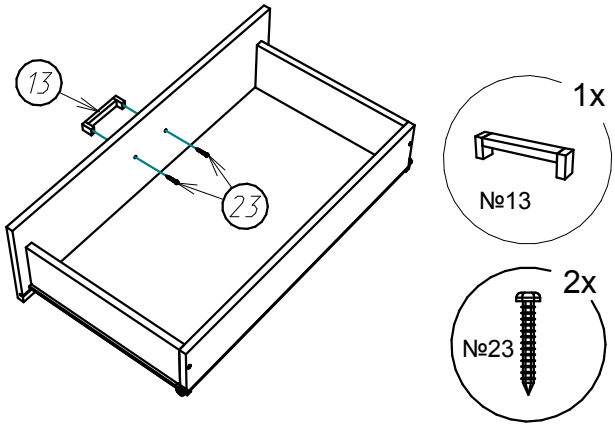


Шаг.9

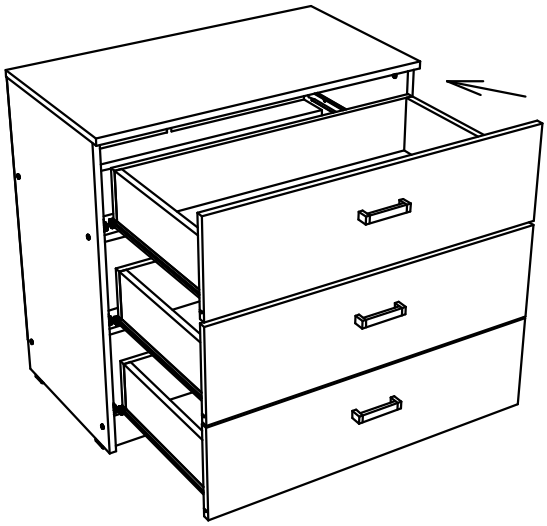

Производитель имеет право на изменения не ухудшающие изделие !